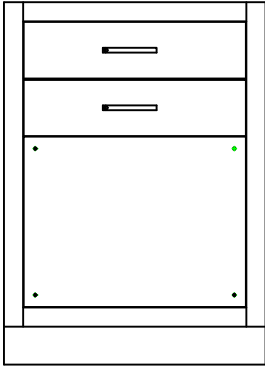



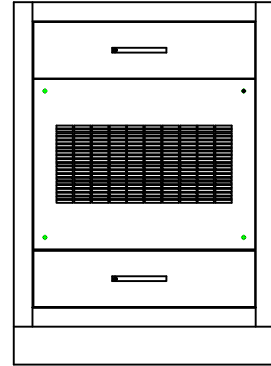
FLUSH FILLER PANELS CAN BE USED IN COMBINATION WITH REAR PANELS, DOORS AND DRAWERS AS REQUIRED



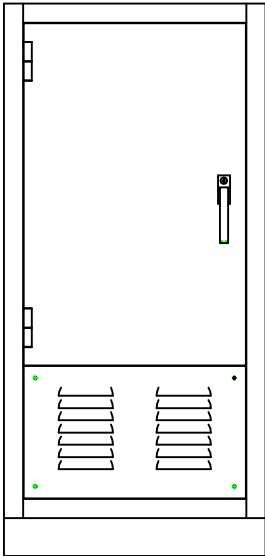
PLAIN FLUSH FILLER PANEL SHOWN BELOW DRAWERS



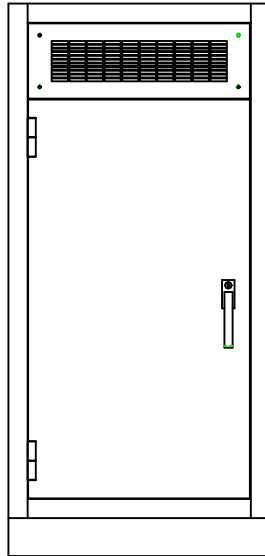
LOUVERED FLUSH FILLER PANEL SHOWN ABOVE DRAWERS



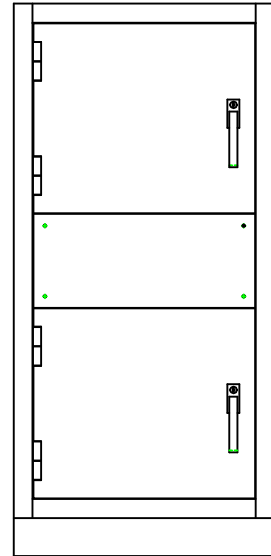
GRILLED FLUSH FILLER PANEL SHOWN BETWEEN DRAWERS



LOUVERED FLUSH FILLER PANEL SHOWN BELOW DOOR



GRILLED FLUSH FILLER PANEL SHOWN ABOVE DOOR



PLAIN FLUSH FILLER PANEL SHOWN BETWEEN DOORS

* VARIATIONS ARE NOT RESTRICTED TO THOSE SHOWN ON THIS DRAWING.

THERE ARE NUMEROUS COMBINATIONS FOR THEIR USE.

THE INVENTION, DESIGN, DETAIL AND TECHNICAL DATA SHOWN IN THIS REPRODUCTION OF ONE OF OUR PROPRIETARY ENGINEERING DRAWINGS IS THE PROPERTY OF EQUIPTO ELECTRONICS CORPORATION AND MUST BE USED SOLELY IN CONSIDERING THE PURCHASE FROM EQUIPTO ELECTRONICS CORPORATION OF THE EQUIPMENT OR MATERIAL DESCRIBED. ALL RIGHTS IN RESPECT THERETO ARE, THRU THIS DECLARATION, EXPRESSLY RESERVED, SPECIFICALLY PRECLUDING THE COPYING IN WHOLE OR PART WITHOUT OUR WRITTEN CONSENT.

EQUIPTO ENCLOSURE SYSTEMS

FLUSH FILLER PANEL MOUNTING VARIATIONS*