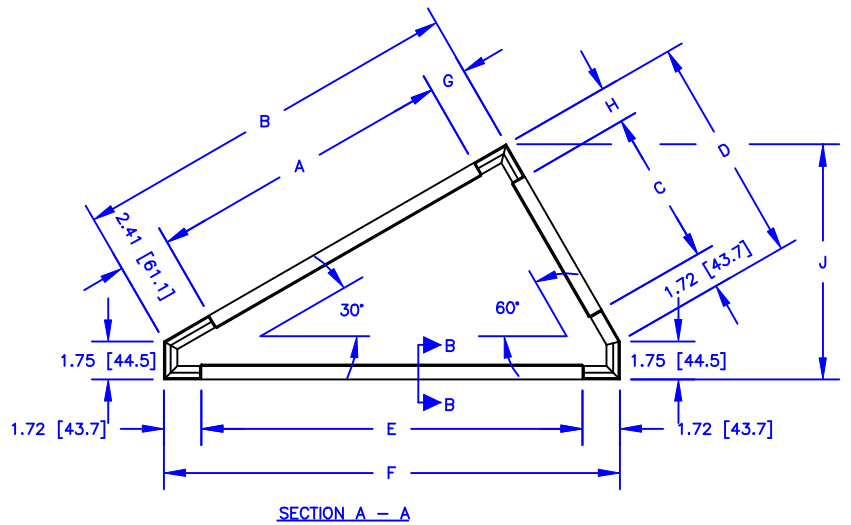


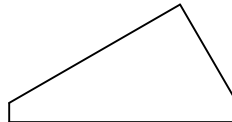
TOP VIEW




SECTION A - A



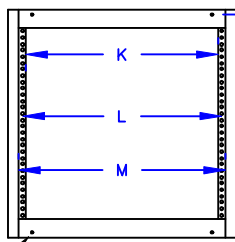
FRONT VIEW



SIDE VIEW



REAR VIEW



BOTTOM VIEW

NOTE:

TYPICAL PANEL SPACE & SECTION B - B ARE FOUND ON PAGE D-16 AND APPLY TO THESE TURRETS ALSO.

PART NUMBER	A	B	C	D	E	F	G	H	J
49-1914-30	14.06 [357.2]	18.19 [462.0]	7.06 [179.4]	10.50 [266.7]	17.56 [446.1]	21.00 [533.4]	1.72 [43.7]	1.72 [43.7]	10.84 [275.4]
49-2414-30	14.06 [357.2]	18.19 [462.0]	7.06 [179.4]	10.50 [266.7]	17.56 [446.1]	21.00 [533.4]	1.72 [43.7]	1.72 [43.7]	10.84 [275.4]
49-1917-30	17.56 [446.1]	22.73 [577.5]	8.81 [223.8]	13.12 [333.4]	22.81 [579.4]	26.25 [666.8]	2.77 [70.3]	2.59 [65.9]	13.12 [333.4]
49-2417-30	17.56 [446.1]	22.73 [577.5]	8.81 [223.8]	13.12 [333.4]	22.81 [579.4]	26.25 [666.8]	2.77 [70.3]	2.59 [65.9]	13.12 [333.4]

PART NUMBER	K	L	M	N
49-1914-30	17.75 [450.9]	18.31 [465.1]	19.06 [484.2]	21.06 [535.0]
49-2414-30	22.75 [577.9]	23.31 [592.1]	24.06 [611.2]	26.06 [662.0]
49-1917-30	17.75 [450.9]	18.31 [465.1]	19.06 [484.2]	21.06 [535.0]
49-2417-30	22.75 [577.9]	23.31 [592.1]	24.06 [611.2]	26.06 [662.0]

DIMENSIONS SHOWN  
INCHES [MILLIMETER]

TOLERANCES EXCEPT  
AS SHOWN .XXX ±.015 [.40]  
.XX ±.030 [.79]

THE INVENTION, DESIGN, DETAIL AND TECHNICAL DATA SHOWN IN THIS REPRODUCTION OF ONE OF OUR PROPRIETARY ENGINEERING DRAWINGS IS THE PROPERTY OF EQUIPTO ELECTRONICS CORPORATION AND MUST BE USED SOLELY IN CONSIDERING THE PURCHASE FROM EQUIPTO ELECTRONICS CORPORATION OF THE EQUIPMENT OR MATERIAL DESCRIBED. ALL RIGHTS IN RESPECT THERETO ARE, THRU THIS DECLARATION, EXPRESSLY RESERVED, SPECIFICALLY PRECLUDING THE COPYING IN WHOLE OR PART WITHOUT OUR WRITTEN CONSENT.

TURRET, DOUBLE SLOPE

EQUIPTO ENCLOSURE SYSTEMS