

Introduction to the Instrument Cabinets

Instrument Cabinets feature Equipto quality with simplicity of design

Instrument Cabinets offer an eye-appealing system with strength and modularity. They are available in sixty standard and unlimited custom made sizes. When you choose an Equipto Electronics Instrument cabinet, there are many features available which you can find in the chart below.

In addition, the widest selection of accessories is available to further enhance the function and economy of the Instrument Cabinets. The accessories include such items as Equipment

Shelves, Chassis Guides and Supports, Tilt Bail, Logo Strips, 1/8" Flat Instrument Panels, 5/8" Formed Instrument Panels, Angular Risers, and Vertical Trim Strips.

The following table can help you select the best options to meet your needs. For more information on this product, please see the following pages. If you have any questions, please call (800) 204-7225.

Cabinet	Dimensions	Instrument Cabinet Features and Options
Instrument	Widths: 19" and 24" Depths: 18 1/2", 22", 25 1/2"	<ul style="list-style-type: none"> ▶ 16-gauge steel or .063 aluminum construction ▶ No welding or grinding, entire cabinet is made of only 4 parts ▶ 1/8" instrument panels recessed 1/2" (5/8" formed panels also available) ▶ Thin wall construction means maximum space utilization ▶ Can be stacked in perfect alignment
	Heights: 5 1/4", 7", 8 3/4", 10 1/2", 12 1/4", 14", 15 3/4", 17 1/2", 19 1/4", 21"	<ul style="list-style-type: none"> ▶ Top is removable by simply removing four screws ▶ Can be bolted in perfect side-by-side alignment ▶ Rubber feet ▶ Mar-Proof Panel Screws
		<ul style="list-style-type: none"> ▶ Full-length recessed hand grip for unbalanced loads ▶ EIA hole pattern mountings are standard ▶ Optional Logo Strip-Silk screen your logo and insert here ▶ Optional Trim Strips available to hide panel screws ▶ Many colors and color combinations available



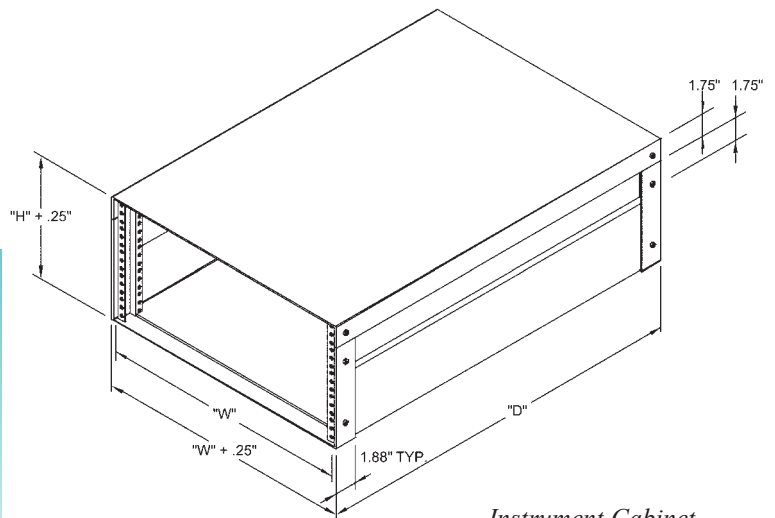


Instrument Cabinets/Accessories

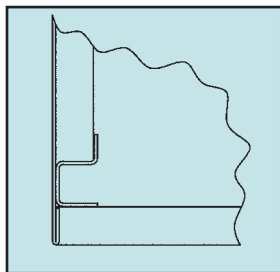
Equipto Instrument Cabinets can be “custom” made to your exact width, depth and height specification. To bid on your custom cabinet, we simply need the inside width, overall depth, inside height and whether aluminum or steel are required. We have sixty sizes available to choose from including two widths, three depths, and ten heights.

Product Features

- ▶ Constructed of 16-gauge steel or .063 aluminum construction
- ▶ No welding or grinding/Cabinet is made of only four parts
- ▶ Full-length recessed hand grip for unbalanced loads
- ▶ Rubber feet
- ▶ Can be stacked in perfect alignment
- ▶ Available in 19” and 24” panel widths and ten standard heights



Instrument Cabinet



Section AA

Vertical Panel Opening "H"	19" Panel Opening Width, "W"			24" Panel Opening Width, "W"		
	"D" = 18.5	"D" = 22.0	"D" = 25.5	"D" = 18.5	"D" = 22.0	"D" = 25.5
5.34	__-1918-05	__-1922-05	__-1925-05	__-2418-05	__-2422-05	__-2425-05
7.09	__-1918-07	__-1922-07	__-1925-07	__-2418-07	__-2422-07	__-2425-07
8.84	__-1918-08	__-1922-08	__-1925-08	__-2418-08	__-2422-08	__-2425-08
10.59	__-1918-10	__-1922-10	__-1925-10	__-2418-10	__-2422-10	__-2425-10
12.34	__-1918-12	__-1922-12	__-1925-12	__-2418-12	__-2422-12	__-2425-12
14.09	__-1918-14	__-1922-14	__-1925-14	__-2418-14	__-2422-14	__-2425-14
15.84	__-1918-15	__-1922-15	__-1925-15	__-2418-15	__-2422-15	__-2425-15
17.59	__-1918-17	__-1922-17	__-1925-17	__-2418-17	__-2422-17	__-2425-17
19.34	__-1918-19	__-1922-19	__-1925-19	__-2418-19	__-2422-19	__-2425-19
21.09	__-1918-21	__-1922-21	__-1925-21	__-2418-21	__-2422-21	__-2425-21

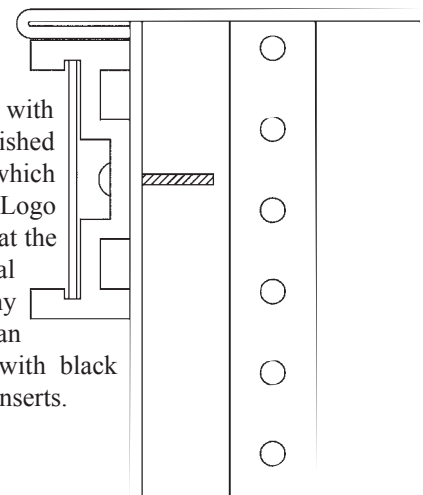
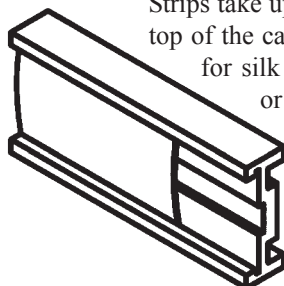
* When ordering, add prefix to part number of items selected to indicate Aluminum or Steel

AC = Aluminum SC = Steel

Logo Strip

Logo Strips are aluminum extrusions with clear anodized finish. They are furnished with a 1 1/2" wide removable insert which also has a clear anodized finish. Logo Strips take up 1 3/4" of panel space at the top of the cabinet. The insert is ideal for silk screening your company

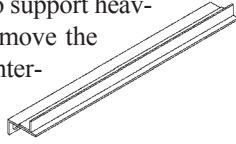
or product name. Trim can be further decorated with black vinyl or walnut grain inserts.



LOGO STRIP			
Panel Width	Logo with Insert		
	Plain	Black Vinyl	Walnut Grain
19"	LT-1900-00	LT-1900-BV	LT-1900-WG
24"	LT-2400-00	LT-2400-BV	LT-2400-WG

Chassis Guides and Supports

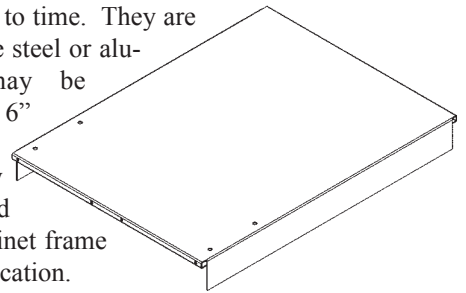
Chassis Guides and Supports are designed to support heavily loaded chassis where it is necessary to move the equipment into or out of the cabinet on an intermittent basis. They consist of two parts, including an 11-gauge steel formed angle support bracket, which mounts directly to the Panel Mounting Angles with 10B Phillips Head sheet metal screws and Speed Nuts®, and an adjustable 16-gauge steel guide angle. The guide angle is adjustable from side-to-side to insure alignment of the chassis with the panel opening to minimize possible damage to the chassis panel or the cabinet face. Chassis Guides and Supports are usually shipped installed in the cabinet in the designated location.



CHASSIS GUIDES AND SUPPORTS		
Overall Depth of Frame	Anodized Aluminum	Zinc-Plated Steel
	Part No.	Part No.
18 1/2"	AG-1800-00	SG-1800-00
22"	AG-2200-00	SG-2200-00
25 1/2"	AG-2500-00	SG-2500-00

Equipment Shelves

Equipment Shelves are designed to provide a rugged support surface for heavy equipment such as chassis or power supplies. They are ideal where additional support or accessibility is needed and for equipment that must be removed from time to time. They are formed of 16-gauge steel or aluminum. They may be ordered with 2" x 6" oval cutout in rear for wireway. They are usually shipped installed in the cabinet frame in the designated location.

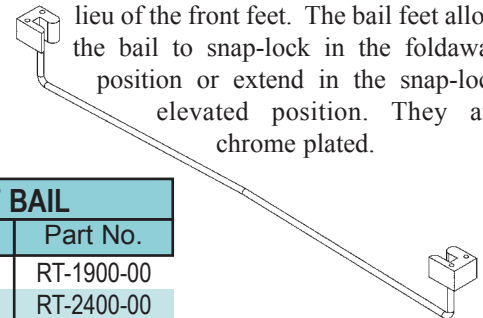


EQUIPMENT SHELVES For Vertical Rack or Sloped Front Cabinets				
Frame Overall Depth	Plain Equipment Shelf		Equipment Shelf with Wireway	
	Aluminum	Steel	Aluminum	Steel
For cabinet with a 19" wide panel space				
18 1/2"	AS-1918-00	SS-1918-00	AS-1918-10	SS-1918-10
22"	AS-1922-00	SS-1922-00	AS-1922-10	SS-1922-10
25 1/2"	AS-1925-00	SS-1925-00	AS-1925-10	SS-1925-10
For cabinet with a 24" wide panel space				
18 1/2"	AS-2418-00	SS-2418-00	AS-2418-10	SS-2418-10
22"	AS-2422-00	SS-2422-00	AS-2422-10	SS-2422-10
25 1/2"	AS-2425-00	SS-2425-00	AS-2425-10	SS-2425-10

1/8" THICK FLAT PLATE INSTRUMENT PANELS				
Height of Flat Panel	Steel Panels		Aluminum Panels	
	19" Panel Width	24" Panel Width	19" Panel Width	24" Panel Width
	Part No.	Part No.	Part No.	Part No.
1 3/4"	21-0112-11	21-0122-11	21-0112-41	21-0122-41
3 1/2"	21-0312-11	21-0322-11	21-0312-41	21-0322-41
5 1/4"	21-0512-11	21-0522-11	21-0512-41	21-0522-41
7"	21-0712-11	21-0722-11	21-0712-41	21-0722-41
8 3/4"	21-0812-11	21-0822-11	21-0812-41	21-0822-41
10 1/2"	21-1012-11	21-1022-11	21-1012-41	21-1022-41
12 1/4"	21-1212-11	21-1222-11	21-1212-41	21-1222-41
14"	21-1412-11	21-1422-11	21-1412-41	21-1422-41
15 3/4"	21-1512-11	21-1522-11	21-1512-41	21-1522-41
17 1/2"	21-1712-11	21-1722-11	21-1712-41	21-1722-41
19 1/4"	21-1912-11	21-1922-11	21-1912-41	21-1922-41
21"	21-2112-11	21-2122-11	21-2112-41	21-2122-41

Tilt bail

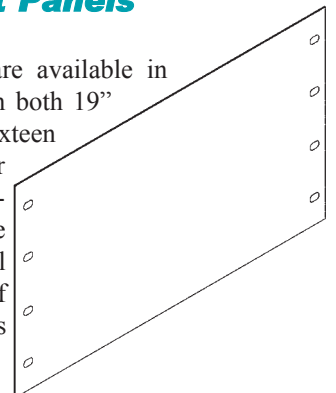
Self-locking bails can be added to all instrument cabinets in lieu of the front feet. The bail feet allow the bail to snap-lock in the foldaway position or extend in the snap-lock elevated position. They are chrome plated.



TILT BAIL	
Panel Width	Part No.
19"	RT-1900-00
24"	RT-2400-00

1/8" Flat Instrument Panels

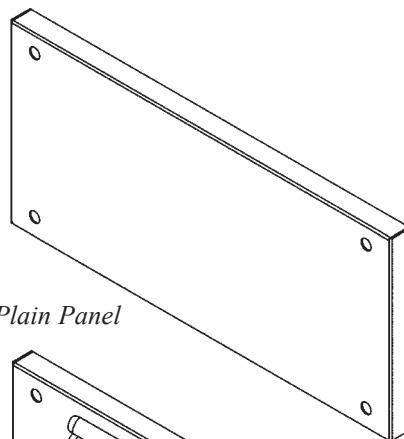
Flat Plate Instrument Panels are available in 1/8" thick steel or aluminum in both 19" and 24" panel widths and in sixteen heights. They are slotted for E.I.A. Universal Standard RS-310 hole spacing. Panels are fastened with sheet metal screws, using Mar-proof recessed black nylon washers and Speed Nuts®.



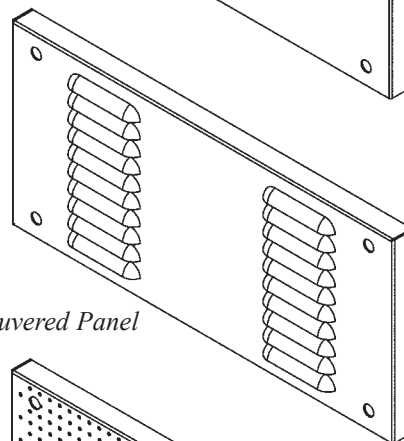


Accessories

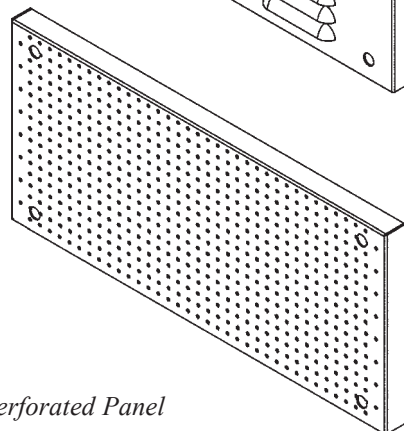
All Formed Instrument Panels are available plain, louvered or perforated and made of 16-gauge steel, formed 5/8" thick with a single flange. They mount directly to the Panel Mounting Angles with sheet metal screws, with Mar-Proof black nylon washers and Speed Nuts®, flush with the cabinet frame. Plain Formed Instrument Panels are available in ten heights. Louvered Panels are not available in heights less than 7 inches, because the total square inches available are not sufficient to be practical. Perforated Panels are made of 18-gauge steel, formed 5/8" thick with a single flange, completely perforated with 1/16" diameter holes, on staggered 7/64" centers with a total open area of 30%. They are ideal for releasing heat and complying with codes restricting size of openings. All Formed Instrument Panels are available in 19" and 24" panel widths.



Plain Panel



Louvered Panel



Perforated Panel

PLAIN INSTRUMENT PANELS*		
Height of Panel	19" Panel Width	24" Panel Width
	Part No.	Part No.
1 3/4"	20-0112-46	20-0122-46
3 1/2"	20-0312-46	20-0322-46
5 1/4"	20-0512-46	20-0522-46
7"	20-0712-46	20-0722-46
8 3/4"	20-0812-46	20-0822-46
10 1/2"	20-1012-46	20-1022-46
12 1/4"	20-1212-46	20-1222-46
14"	20-1412-46	20-1422-46
15 3/4"	20-1512-46	20-1522-46
17 1/2"	20-1712-46	20-1722-46
19 1/4"	20-1912-46	20-1922-46
21"	20-2112-46	20-2122-46

* Available in Steel Only

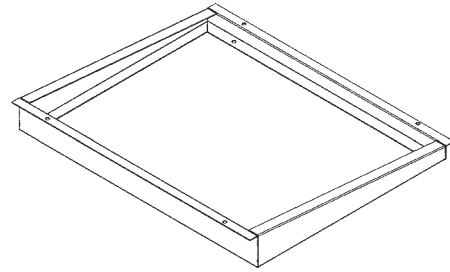
5/8" FORMED LOUVERED INSTRUMENT PANELS				
Height of Panel	19" Panel Width	24" Panel Width	Louvers Each Row	Square Inches Open
	Part No.	Part No.		
7"	20-0712-11	20-0722-11	3	6.0
8 3/4"	20-0812-11	20-0822-11	4	8.0
10 1/2"	20-1012-11	20-1022-11	6	12.0
12 1/4"	20-1212-11	20-1222-11	7	14.0
14"	20-1412-11	20-1422-11	9	18.0
15 3/4"	20-1512-11	20-1522-11	10	20.0
17 1/2"	20-1712-11	20-1722-11	12	24.0
19 1/4"	20-1912-11	20-1922-11	13	26.0
21"	20-2112-11	20-2122-11	15	30.0

PERFORATED INSTRUMENT PANELS*		
Height of Panel	19" Panel Width	24" Panel Width
	Part No.	Part No.
3 1/2"	20-0312-31	20-0322-31
5 1/4"	20-0512-31	20-0522-31
7"	20-0712-31	20-0722-31
8 3/4"	20-0812-31	20-0822-31
10 1/2"	20-1012-31	20-1022-31
12 1/4"	20-1212-31	20-1222-31
14"	20-1412-31	20-1422-31
15 3/4"	20-1512-31	20-1522-31
17 1/2"	20-1712-31	20-1722-31
19 1/4"	20-1912-31	20-1922-31
21"	20-2112-31	20-2122-31

* Available in Steel Only

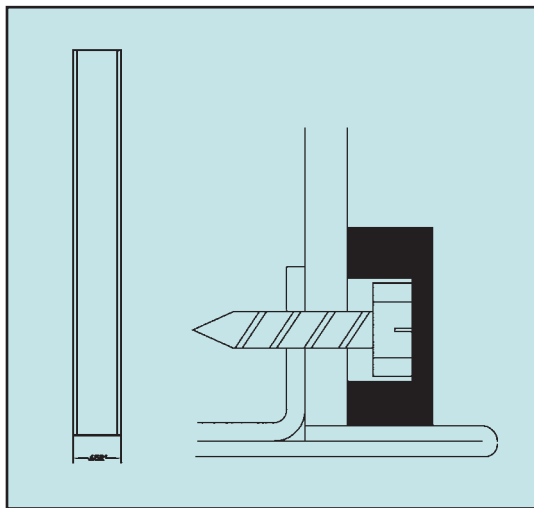
Angular Risers

Angular Risers are ideal for mounting 1, 2, or 3 Bay wide Instrument Cabinets to desk tops, tilting the front panel face approximately 6°. Angular Risers are constructed of 16-gauge steel.



Vertical Trim Strips

Trim Strips are ideal for hiding the panel mounting screws and giving the cabinet a finished custom appearance. Trim Strips snap over special retainer washers placed under the heads of panel mounting screws.



ANGULAR RISERS For Desk Top Use			
Cabinet Depth	19" Wide Panel Space		
	(1) Bay	(2) Bay	(3) Bay
18 1/2"	AR-1918-01	AR-1918-02	AR-1918-03
22"	AR-1922-01	AR-1922-02	AR-1922-03
25 1/2"	AR-1925-01	AR-1925-02	AR-1925-03
24" Wide Panel Space			
18 1/2"	AR-2418-01	AR-2418-02	AR-2418-03
22"	AR-2422-01	AR-2422-02	AR-2422-03
25 1/2"	AR-2425-01	AR-2425-02	AR-2425-03

VERTICAL TRIM STRIPS			
Panel Height	Type of Insert		
	Plain	Black Vinyl	Walnut Grain
5 1/4"	TS-0500-00	TS-0500-BV	TS-0500-WG
7"	TS-0700-00	TS-0700-BV	TS-0700-WG
8 3/4"	TS-0800-00	TS-0800-BV	TS-0800-WG
10 1/2"	TS-1000-00	TS-1000-BV	TS-1000-WG
12 1/4"	TS-1200-00	TS-1200-BV	TS-1200-WG
14"	TS-1400-00	TS-1400-BV	TS-1400-WG
15 3/4"	TS-1500-00	TS-1500-BV	TS-1500-WG
17 1/2"	TS-1700-00	TS-1700-BV	TS-1700-WG
19 1/4"	TS-1900-00	TS-1900-BV	TS-1900-WG
21"	TS-2100-00	TS-2100-BV	TS-2100-WG

Mar-Proof Screws and Speed Nuts®

Phillips Head sheet metal screws, with recessed Mar-Proof black nylon washers and Speed Nuts® part 80-0414-03 are used to fasten Instrument Panels to *punched* Panel Mounting Angles. Screw 80-0101-05, 10B x 1 1/8" is used with 5/8" formed panels while screw 80-0102-05, 10B x 5/8" is used with 1/8" flat panels. Screws are zinc-plated and Speed Nuts® have a double coat of aluminum paint.



